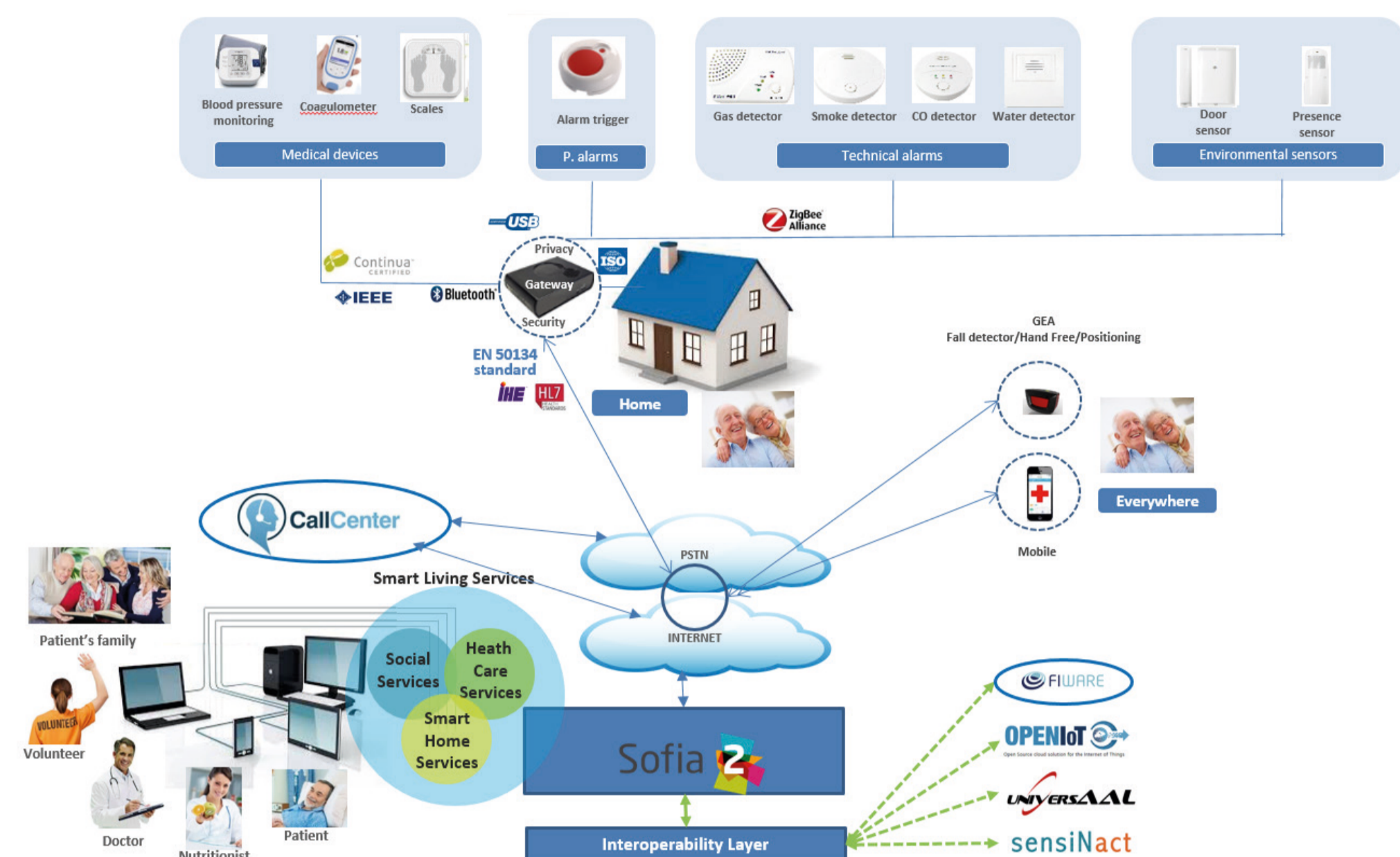


Architecture



Equipment deployed

- 228 Gateway
- 60 Blood Pressure Meter
- 60 Scale
- 60 Coagulometer
- 100 Door opening sensor
- 200 Presence sensor
- 120 Smoke detector
- 156 CO detector
- 84 Gas detector
- 170 Emergency button

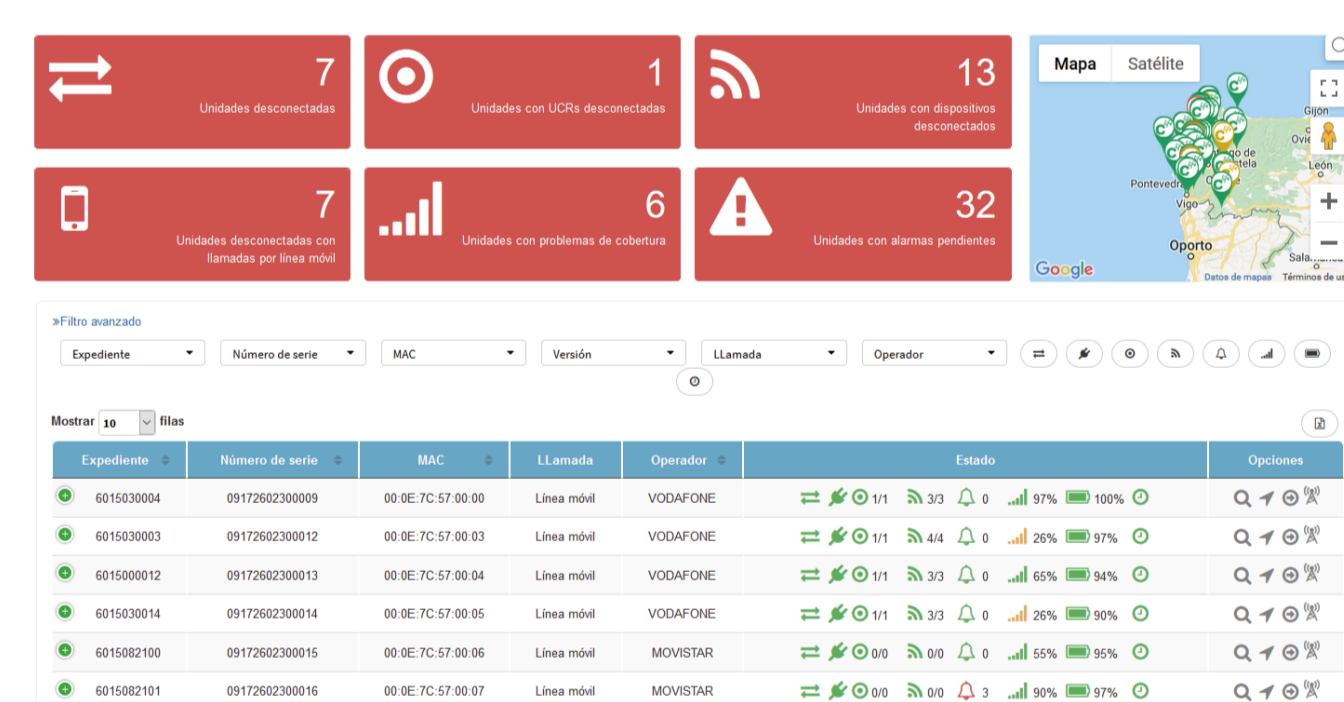
Total: 1.202 Devices

Data collection

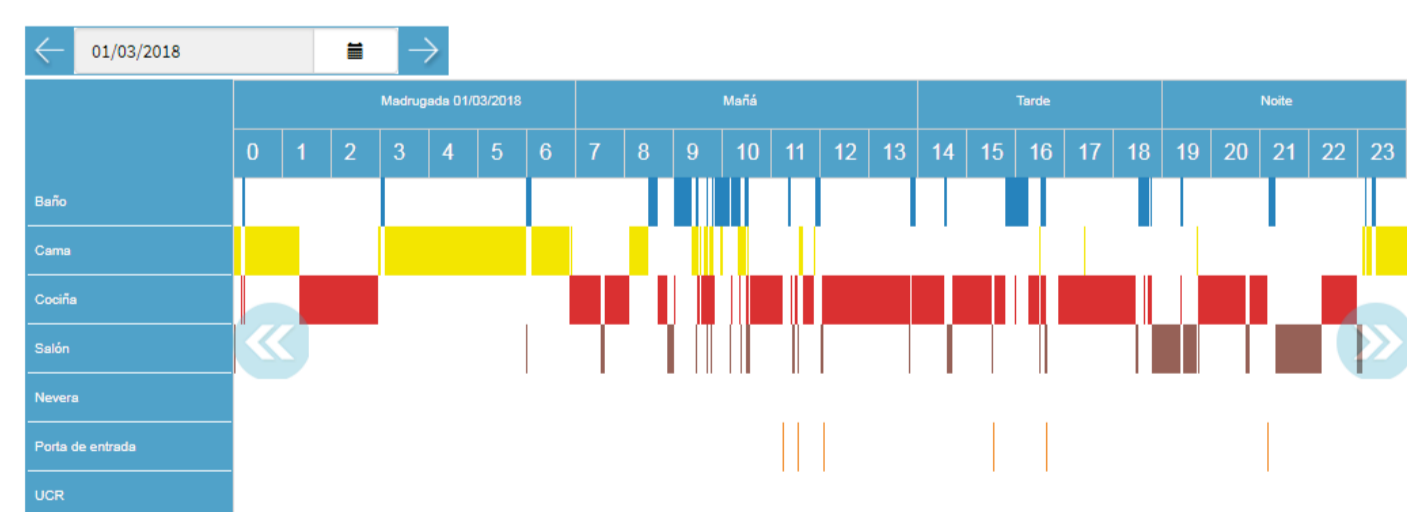
| | | | | | | | | |
|-------------------------|--------------------|------------------------|----------------------|------------------------|------------------------|---------------|----------------------|-------------------|
| 909 | 2.289.400 | 57.028 | 57.200 | 713 | 361 | 239 | 3.539.325 | 1,8 MB |
| Clinical data collected | Presence detection | Door opening detection | Door close detection | Emergency button calls | Alarms (CO/ smoke/gas) | Gateway calls | IoT technical alarms | Person/month data |

Services & Apps in use

App for Spanish Red Cross Service



App for informal / formal care giver



Home telecare platform integrated with EHR



Installation, training & support

Installation

- Average time 90 min. Average nº of devices per installation: 12. Total nº of installations: 108
- Average time 40 min. Average nº of devices per installation: 5. Total nº of installations: 120

Training

Elderly 264. Informal carers: 529. Formal carers: 138

Support

- Incident circuit integrated in the company.
- Total nº issues: 31/228 Resolution time: 2 days

